









# **Chicago Metropolitan Agency for Planning (CMAP)**

## Unified Work Program (UWP) FY20 – Quarter Three Financial Expenditure Report

Third Quarter FY 2020 (3/31/2020)

FY 2020 UWP Q3 Expenditure Report (3/31/2020)

Organization	Funding Type	Project	Federal	Local Match	Budget	Expended to Date	Previous Expenditure	Expended this Period	Balance	Percent Expended	Contract Number	Complete (Y/N)
<b>CMAP</b>	Core	MPO Activities	\$ 13,802,398	\$ 3,450,650	\$ 17,253,048	\$ 8,097,055	\$ 4,512,083	\$ 3,584,972	\$ 9,155,993	 47%	N/A	N
<b>City of Chicago (CDOT)</b>	Core	Transportation Planning and Programming	\$ 693,000	\$ 173,250	\$ 866,250	\$ 705,468	\$ 376,101	\$ 329,367	\$ 160,782	 81%	C200014	N
<b>Council of Mayors</b>	Core	Subregional Transportation Planning, Programming, and Management	\$ 1,467,326	\$ 366,832	\$ 1,834,158	\$ 908,256	\$ 146,495	\$ 761,761	\$ 925,902	 50%	C200010-	N
<b>CTA</b>	Core	Program Development	\$ 420,000	\$ 105,000	\$ 525,000	\$ 355,900	\$ -	\$ 355,900	\$ 169,100	 68%	C200011	N
<b>Will County</b>	Core	Countywide Intelligent Transportation System (ITS) Study	\$ 240,000	\$ 60,000	\$ 300,000	\$ -	\$ -	\$ -	\$ 300,000	0%	C200018	N
<b>Metra</b>	Core	Program Development	\$ 336,000	\$ 84,000	\$ 420,000	\$ 305,665	\$ 159,763	\$ 145,902	\$ 114,335	 73%	C200013	N
<b>Pace</b>	Core	Smart Mobility Initiative	\$ 66,000	\$ 16,500	\$ 82,500	\$ 30,710	\$ 14,904	\$ 15,806	\$ 51,790	 37%	C200012	N
<b>Pace</b>	Core	TIP Development and Modeling	\$ 60,000	\$ 15,000	\$ 75,000	\$ 28,304	\$ 24,770	\$ 3,534	\$ 46,696	 38%	C200012	N
<b>CMAP (sub RTA)</b>	Competitive	Local Planning Assistance - Community Planning Program	\$ 433,000	\$ 108,200	\$ 541,200	\$ -	\$ -	\$ -	\$ 541,200	0%	N/A	N
<b>City of Chicago (CDOT)</b>	Competitive	Streeterville Transportation Demand Management Plan	\$ 320,000	\$ 80,000	\$ 400,000	\$ -	\$ -	\$ -	\$ 400,000	0%	C200015	N
<b>CTA</b>	Competitive	Chicago Bus Priority Network Plan	\$ 300,000	\$ 75,000	\$ 375,000	\$ -	\$ -	\$ -	\$ 375,000	0%	C200016	N
<b>Total</b>			<b>\$ 18,137,724</b>	<b>\$ 4,534,432</b>	<b>\$ 22,672,156</b>	<b>\$ 10,431,358</b>	<b>\$ 5,234,116</b>	<b>\$ 5,197,242</b>	<b>\$ 12,240,798</b>	 46%		

Third Quarter FY 2020 (3/31/2020)

FY 2019 UWP Q3 Expenditure Report (3/31/2020)

Organization	Funding Type	Project	Federal	Local Match	Budget	Expended to Date	Previous Expenditure	Expended this Period	Balance	Percent Expended	Contract Number	Complete (Y/N)
<b>CMAP</b>	Core	MPO Activities	\$ 13,449,875	\$ 3,362,462	\$ 16,812,337	\$ 16,812,337	\$ 16,812,337		\$ -	100%	N/A	Y
<b>City of Chicago (CDOT)</b>	Core	Transportation Planning and Programming	\$ 693,000	\$ 173,250	\$ 866,250	\$ 861,230	\$ 861,230	\$ -	\$ 5,020	99%	C190014	Y
<b>Council of Mayors</b>	Core	Subregional Transportation Planning, Programming, and Management	\$ 1,467,326	\$ 587,525	\$ 2,054,851	\$ 1,909,668	\$ 1,909,668	\$ -	\$ 145,183	93%	C190001-C190010	Y
<b>CTA</b>	Core	Program Development	\$ 420,000	\$ 105,000	\$ 525,000	\$ 525,000	\$ 525,000	\$ -	\$ -	100%	C190011	Y
<b>Cook County</b>	Core	Cook County Transit Study	\$ 250,000	\$ 62,500	\$ 312,500	\$ -	\$ -	\$ -	\$ 312,500	0%	C190018	N
<b>Metra</b>	Core	Program Development	\$ 336,000	\$ 84,000	\$ 420,000	\$ 419,915	\$ 419,915	\$ -	\$ 85	100%	C190013	Y
<b>Pace</b>	Core	TIP Development and Modeling	\$ 60,000	\$ 15,000	\$ 75,000	\$ 47,445	\$ 47,445	\$ -	\$ 27,555	63%	C190012	Y
<b>Pace</b>	Core	Rideshare Services Program	\$ 66,000	\$ 16,500	\$ 82,500	\$ 82,498	\$ 82,498	\$ -	\$ 2	100%	C190012	Y
<b>CMAP (sub RTA)</b>	Competitive	Local Planning Assistance - Community Planning Program	\$ 472,246	\$ 118,062	\$ 590,308	\$ 61,728	\$ 61,728	\$ -	\$ 528,580	10%	N/A	N
<b>City of Chicago (CDOT)</b>	Competitive	Vision Zero South Side	\$ 104,000	\$ 26,000	\$ 130,000	\$ -	\$ -	\$ -	\$ 130,000	0%	C190015	N
<b>CTA</b>	Competitive	Next Phases - Red and Purple Modernization (RPM) Core Capacity Expansion	\$ 326,800	\$ 81,700	\$ 408,500	\$ -	\$ -	\$ -	\$ 408,500	0%	C190019	N
<b>Metra</b>	Competitive	Origin-Destination Survey	\$ 302,000.00	\$ 75,500.00	\$ 377,500.00	\$ 377,500.00	\$ -	\$ -	\$ -	100%	C190020	Y
<b>Total</b>			\$ 17,947,247	\$ 4,707,499	\$ 22,654,746	\$ 21,097,321	\$ 20,719,821	\$ -	\$ 1,557,425	93%		N

Third Quarter FY 2020 (3/31/2020)

FY 2018 UWP Q3 Expenditure Report (3/31/2020)

Organization	Funding Type	Project	Federal	Local Match	Budget	Expended to Date	Previous Expenditure	Expended this Period	Balance	Percent Expended	Contract Number	Complete (Y/N)
<b>CMAP</b>	Core	MPO Activities	\$ 13,420,156	\$ 3,355,039	\$ 16,775,195	\$ 15,358,499	\$ -	\$ -	\$ 1,416,696	92%	N/A	Y
<b>City of Chicago (CDOT)</b>	Core	Transportation Planning and Programming	\$ 660,000	\$ 165,000	\$ 825,000	\$ 825,000	\$ -	\$ -	\$ -	100%	C180014	Y
<b>Council of Mayors</b>	Core	Subregional Transportation Planning, Programming, and Management	\$ 1,384,270	\$ 554,269	\$ 1,938,539	\$ 1,787,626	\$ -	\$ -	\$ 150,913	92%	C180001-C180010	Y
<b>CTA</b>	Core	Program Development	\$ 400,000	\$ 100,000	\$ 500,000	\$ 500,000	\$ -	\$ -	\$ -	100%	C180011	Y
<b>McHenry County</b>	Core	Transit Plan Update	\$ 160,000	\$ 40,000	\$ 200,000	\$ 195,618	\$ -	\$ -	\$ 4,382	98%	C180018	Y
<b>Metra</b>	Core	Program Development	\$ 320,000	\$ 80,000	\$ 400,000	\$ 398,261	\$ -	\$ -	\$ 1,739	100%	C180013	Y
<b>Pace</b>	Core	TIP Development and Modeling	\$ 60,000	\$ 15,000	\$ 75,000	\$ 62,494	\$ -	\$ -	\$ 12,506	83%	C180012	Y
<b>Pace</b>	Core	Northeastern Illinois Regional Rideshare Services Program	\$ 60,000	\$ 15,000	\$ 75,000	\$ 57,006	\$ -	\$ -	\$ 17,994	76%	C180012	Y
<b>Pace</b>	Competitive	Pace 2040 Comprehensive Plan Update	\$ 200,000	\$ 50,000	\$ 250,000	\$ 136,055	\$ 103,126	\$ 32,929	\$ 113,945	54%	C180019	N
<b>RTA</b>	Core	2018 Regional Strategic Plan Support	\$ 80,000.00	\$ 20,000.00	\$ 100,000.00	\$ 63,670.77	\$ -	\$ -	\$ 36,329	64%	C180016	Y
<b>CMAP (sub RTA)</b>	Competitive	Local Planning Assistance - Community Planning Program	\$ 278,400	\$ 69,600	\$ 348,000	\$ 109,616	\$ 109,616	\$ -	\$ 238,384	31%	N/A	N
<b>City of Chicago (CDOT)</b>	Competitive	CREATE Program Planning Support - Passenger and Commuter Rail	\$ 200,000	\$ 50,000	\$ 250,000	\$ 175,064.00	\$ 175,064	\$ -	\$ 74,936	70%	C180015	N
<b>Total</b>			<b>\$ 17,222,826</b>	<b>\$ 4,513,908</b>	<b>\$ 21,736,734</b>	<b>\$ 19,668,909</b>	<b>\$ 387,806</b>	<b>\$ 32,929</b>	<b>\$ 2,067,825</b>	<b>90%</b>		<b>N</b>












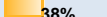

Third Quarter FY 2020 (3/31/2020)

FY 2017 UWP Q3 Expenditure Report (3/31/2020)

Organization	Funding Type	Project	Federal	Local Match	Budget	Expended to Date	Previous Expenditure	Expended this Period	Balance	Percent Expended	Contract Number	Complete (Y/N)
CMAP	Core	MPO Activities	\$ 13,940,394	\$ 3,485,099	\$ 17,425,493	\$ 15,237,014	\$ -	\$ -	\$ 2,188,479	87%	N/A	Y
City of Chicago (CDOT)	Core	Transportation Planning and Programming	\$ 660,000	\$ 165,000	\$ 825,000	\$ 797,343	\$ -	\$ -	\$ 27,657	97%	C170014	Y
Council of Mayors	Core	Subregional Transportation Planning, Programming, and Management	\$ 1,384,270	\$ 554,269	\$ 1,938,539	\$ 1,868,018	\$ -	\$ -	\$ 70,521	96%	C170001-C170010	Y
CTA	Core	Program Development	\$ 400,000	\$ 100,000	\$ 500,000	\$ 500,000	\$ -	\$ -	\$ -	100%	C170011	Y
Lake County	Core	Paratransit Market Study	\$ 200,000	\$ 50,000	\$ 250,000	\$ 249,820	\$ -	\$ -	\$ 180	100%	C170018	Y
Metra	Core	Program Development	\$ 320,000	\$ 80,000	\$ 400,000	\$ 395,800	\$ -	\$ -	\$ 4,200	99%	C170013	Y
Pace	Core	TIP Development and Modeling	\$ 60,000	\$ 15,000	\$ 75,000	\$ 61,011	\$ -	\$ -	\$ 13,989	81%	C180012	Y
Pace	Core	Rideshare Services Program	\$ 60,000	\$ 15,000	\$ 75,000	\$ 61,012	\$ -	\$ -	\$ 13,988	81%	C180012	Y
RTA	Core	2018 Regional Strategic Plan Support	\$ 80,000	\$ 20,000	\$ 100,000	\$ 100,000	\$ -	\$ -	\$ -	100%	C180016	Y
CMAP (sub RTA)	Competitive	Local Planning Assistance - Community Planning Program	\$ 400,000	\$ 100,000	\$ 500,000	\$ 349,393	\$ 314,425	\$ 34,968	\$ 150,607	70%	N/A	N
City of Chicago (CDOT)	Competitive	Multimodal Crash Analysis Study	\$ 197,000	\$ 49,250	\$ 246,250	\$ 241,626	\$ 241,626	\$ -	\$ 4,624	98%	C170017	N
CTA	Competitive	South Halsted Corridor Bus Feasibility and Planning Study	\$ 640,000	\$ 160,000	\$ 800,000	\$ 699,169	\$ 686,870	\$ 12,299	\$ 100,831	87%	C170015	N
<b>Total</b>			<b>\$ 18,341,664</b>	<b>\$ 4,793,618</b>	<b>\$ 23,135,282</b>	<b>\$ 20,560,206</b>	<b>\$ 1,242,921</b>	<b>\$ 47,267</b>	<b>\$ 2,575,076</b>	<b>89%</b>		<b>N</b>

Third Quarter FY 2020 (3/31/2020)

FY 2016 UWP Q3 Expenditure Report (3/31/2020)

Organization	Funding Type	Project	Federal	Local Match	Budget	Expended to Date	Previous Expenditure	Expended this Period	Balance	Percent Expended	Contract Number	Complete (Y/N)
<b>CMAP</b>	Core	MPO Activities	\$ 12,317,455	\$ 3,079,364	\$ 15,396,819	\$ 15,396,819	\$ -	\$ -	\$ -	 100%	N/A	Y
<b>City of Chicago (CDOT)</b>	Core	Transportation Planning and Programming	\$ 660,000	\$ 165,000	\$ 825,000	\$ 810,447	\$ -	\$ -	\$ 14,553	 98%	C160014	Y
<b>Council of Mayors</b>	Core	Subregional Transportation Planning, Programming, and Management	\$ 1,384,270	\$ 554,269	\$ 1,938,539	\$ 1,858,867	\$ -	\$ -	\$ 79,672	 96%	C160001-C160010	Y
<b>CTA</b>	Core	Program Development	\$ 400,000	\$ 100,000	\$ 500,000	\$ 500,000	\$ -	\$ -	\$ -	 100%	C160011	Y
<b>County of Kane</b>	Core	Long Range Transportation Plan	\$ 240,000	\$ 60,000	\$ 300,000	\$ 297,134	\$ 249,820	\$ 47,314	\$ 2,866	 99%	C160018	N
<b>Metra</b>	Core	Program Development	\$ 320,000	\$ 80,000	\$ 400,000	\$ 339,610	\$ -	\$ -	\$ 60,390	 85%	C160013	Y
<b>Pace</b>	Core	TIP Development and Modeling	\$ 60,000	\$ 15,000	\$ 75,000	\$ 75,000	\$ -	\$ -	\$ -	 100%	C160012	Y
<b>Pace</b>	Core	Rideshare Services Program	\$ 60,000	\$ 15,000	\$ 75,000	\$ 72,252	\$ -	\$ -	\$ 2,748	 96%	C160012	Y
<b>RTA</b>	Core	Regional Transit Strategic Plan Support	\$ 80,000	\$ 20,000	\$ 100,000	\$ 100,000	\$ -	\$ -	\$ -	 100%	C160016	Y
<b>CMAP (sub RTA)</b>	Competitive	Local Planning Assistance - Community Planning Program	\$ 480,000	\$ 120,000	\$ 600,000	\$ 599,580	\$ -	\$ -	\$ 420	 100%	N/A	Y
<b>City of Chicago (CDOT)</b>	Competitive	South Lakefront and Museum Campus Access Alternatives and Feasibility Assessment	\$ 336,000	\$ 84,000	\$ 420,000	\$ 158,091	\$ -	\$ 158,091	\$ 261,909	 38%	C160017	N
<b>CTA</b>	Competitive	Expand Brown Line Core Capacity	\$ 420,000	\$ 105,000	\$ 525,000	\$ 499,136	\$ -	\$ -	\$ 25,864	 95%	C160015	Y
<b>Total</b>			<b>\$ 16,757,725</b>	<b>\$ 4,397,633</b>	<b>\$ 21,155,358</b>	<b>\$ 20,706,936</b>	<b>\$ 249,820</b>	<b>\$ 205,405</b>	<b>\$ 448,422</b>	 98%		<b>N</b>