



Chicago Metropolitan Agency for Planning

433 West Van Buren Street
Suite 450
Chicago, IL 60607

312-454-0400
cmap.illinois.gov

Council of Mayors Executive Committee

October 19, 2021 – 9:30 a.m.

Jeffery Schielke, Chairman
Mayor, City of Batavia
Kane/Kendall Council

Leon Rockingham, Jr., 1st Vice Chair
Mayor, City of North Chicago
Lake Council

Michael Einhorn, 2nd Vice Chair
President, Village of Crete
South Council

Greg Lungmus
President, Village of Northfield
North Shore Council

George Van Dusen
Mayor, Village of Skokie
North Shore Council

Karen Darch
President, Village of Barrington
Northwest Council

Tom Hayes
President, Village of Arlington
Heights
Northwest Council

Jeffrey Sherwin
Mayor, City of Northlake
North Central Council

Joseph Tamburino
Mayor, Village of Hillside
North Central Council

James Discipio
President, Village of LaGrange Park
Central Council

Alice Gallagher
President, Village of Western Springs
Central Council

Dave Brady
President, Village of Bedford Park
Southwest Council

Mary Werner
President, Village of Worth
Southwest Council

Bob Kolosh
President, Village of Thornton
South Council

Len Austin
President, Village of Clarendon Hills
DuPage Council

Gary Grasso
Mayor, Village of Burr Ridge
DuPage Council

John Skillman
President, Village of Carpentersville
Kane/Kendall Council

Glenn Ryback
President, Village of Wadsworth
Lake Council

Emily Berendt
Mayor, Village of Bull Valley
McHenry Council

Richard Mack
President, Village of Ringwood
McHenry Council

Terry Kernc
Mayor, Village of Diamond
Will Council

Keith Ogle
President, Village of Frankfort
Will Council

Please join from your computer, tablet or smartphone

<https://global.gotomeeting.com/join/643556901>

You can also dial in using your phone.

United States: +1 (571) 317-3112

Access Code: 643-556-901

1.0 Call to Order/Introductions

9:30 a.m.

2.0 Agenda Changes and Announcements

3.0 Approval of Minutes – July 20, 2021

ACTION REQUESTED: Approval

4.0 CMAP update

CMAP leadership will provide an update on recent actions taken by the agency.

ACTION REQUESTED: Information

5.0 STP Project Selection Committee Update

Staff will provide an update on activities of the STP Project Selection Committee. Highlights of FFY 2021 STP program accomplishments and projections for FFYs 2022 – 2026 are included in the attached Regional STP Accounting Summary.

ACTION REQUESTED: Information

6.0 IDOT Bureau of Local Roads Update

IDOT Local Road Staff will provide an update.

ACTION REQUESTED: Information

7.0 Unified Work Plan

The Planning Liaison (PL) program is funded with Federal Metropolitan Planning funds, as allocated in the Unified Work Program. Local matching funds are provided by each local Council. The PL program receives funds to assist CMAP, as the Metropolitan Planning Organization for northeastern Illinois, in meeting federal transportation

planning requirements. The draft scope of services and FY 2023 funding proposal are attached for your consideration.

ACTION REQUESTED: Approval

8.0 2020 Census Results

Staff will discuss the preliminary results of the 2020 Census, including regional and statewide population growth trends and demographic shifts. Staff will also review the anticipated timeline for future data releases related to the 2020 Census.

ACTION REQUESTED: Information

9.0 Community Data Snapshots, 2020 update

Each year, CMAP releases updated data profiles for each municipality and county in northeastern Illinois, as well as all 77 Chicago Community Areas. These [Community Data Snapshots](#) summarize demographics, housing, employment, transportation habits, retail sales, property values, and land use. Staff will present the new Snapshots, and review how the 2020 Census Redistricting Data have been incorporated in the profiles.

ACTION REQUESTED: Information

10.0 Regional Socioeconomic Forecast

Staff will provide an overview of the process and assumptions behind the upcoming regional forecast that will accompany the ON TO 2050 Update.

ACTION REQUESTED: Information

11.0 2022 LTA Call for Projects

In collaboration with the Regional Transportation Authority, CMAP is hosting a call for communities to apply for technical assistance. The focus of the 2022 Call is to support municipalities of high and very high need. Staff will give an overview of the 2022 Call offerings, timeline, and thematic priorities that will be considered when evaluating applications.

ACTION REQUESTED: Information

12.0 Local Government Network Update

Staff will update the committee on recent Local Government Network initiatives.

ACTION REQUESTED: Information

13.0 Legislative Discussion/Update

Staff will provide an update on relevant legislative activities.

ACTION REQUESTED: Information

14.0 Other Business

15.0 Public Comment

This is an opportunity for comments from members of the audience. The amount of time available to speak will be at the chair's discretion. It should be noted that the time for the public comment period will immediately follow the last item on the agenda.

16.0 Proposed 2022 Meeting Schedule

Chair Schielke will present the proposed 2022 meeting schedule for the Council of Mayors Executive Committee.

17.0 Adjournment

Council of Mayors Executive Committee Members

<input type="checkbox"/> President Len Austin	<input type="checkbox"/> President Tom Hayes	<input type="checkbox"/> Mayor Jeffery Schielke*
<input type="checkbox"/> Mayor Emily Berendt	<input type="checkbox"/> Mayor Terry Kernc	<input type="checkbox"/> Mayor Jeffrey Sherwin
<input type="checkbox"/> President Dave Brady	<input type="checkbox"/> President Bob Kolash	<input type="checkbox"/> President John Skillman
<input type="checkbox"/> President Karen Darch	<input type="checkbox"/> President Greg Lungmus	<input type="checkbox"/> Mayor Joseph Tamburino
<input type="checkbox"/> President Jim Discipio	<input type="checkbox"/> President Keith Ogle	<input type="checkbox"/> Mayor George Van Dusen
<input type="checkbox"/> President Mike Einhorn**	<input type="checkbox"/> President Richard Mack	<input type="checkbox"/> President Mary Werner
<input type="checkbox"/> President Alice Gallagher	<input type="checkbox"/> Mayor Leon Rockingham, Jr**	* Chairman
<input type="checkbox"/> Mayor Gary Grasso	<input type="checkbox"/> President Glenn Ryback	** Vice-Chairman

A



Chicago Metropolitan Agency for Planning

433 West Van Buren Street
Suite 450
Chicago, IL 60607

312-454-0400
cmap.illinois.gov

Chicago Metropolitan Agency for Planning (CMAP) Council of Mayors Executive Committee Meeting Draft Minutes

July 20, 2021

Via GoToMeeting.

Recording available: <https://www.youtube.com/watch?v=IMvWaPj7Qbo>

Members Present: Chair Jeffery Schielke, President Emily Berendt, President Dave Brady, President Karen Darch, President Mike Einhorn, President Alice Gallagher, Mayor Gary Grasso, President Thomas Hayes, Mayor Teresa Kernc, President Bob Kolosh, President Greg Lungmus, Mayor Leon Rockingham, Mayor Glenn Ryback

Staff Present: Erin Aleman, Jonathan Burch, Alison Case, Patrick Day, Teri Dixon, Doug Ferguson, Stephanie Levine, Elliot Lewis, Tim McMahon, Martin Menninger, Jared Patton, Stephane Phifer, Russell Pietrowiak, Yousef Salama, Gordon Smith, Vicky Smith, Mary Weber, Simone Weil

Others Present: Elaine Bottomley, Mayor Kevin Burns, Lenny Cannata, Emily Daucher, Jon Paul Diipla, John Donovan, Jackie Forbes, Jessica Hector-Hsu, Thomas Kelso, Kendra Johnson, Thomas Kelso, Mike Klemens, Jill Leary, Jeremy LaMarche, Leslie Phemister, Suzette Quintell, Chad Riddle, Cheryl Scott, Michael Vanderhoof

1.0 Call to order/introductions

The meeting was called to order at 9:30 a.m. by Chair Schielke. New and current members introduced themselves.

2.0 Agenda changes and announcements

There were no agenda changes. Chair Schielke officially welcomed new members, and emphasized the importance of having all of the regional councils represented on the Council of Mayors.

3.0 Approval of the minutes

A motion to approve the minutes of the January 19, 2021 and April 20, 2021 meetings, as presented, was made by Chair Schielke and seconded by President Darch. The motion carried.

4.0 CMAP update

CMAP Executive Director Erin Aleman provided a brief overview of the most recent meeting of the CMAP Board, and reminded the Council that the Board will not meet in July or August. Ms. Aleman then congratulated Mayor Burns and the Metropolitan Mayors Caucus on the launch of the Climate Action Plan for the Chicago Region. Next, Ms. Aleman summarized her recent presentation to the Tollways Systems Review Committee, which focused on the nexus of green infrastructure and the region's transportation system. Finally, Ms. Aleman briefed the Council on her recent conversation with U.S. Secretary of Transportation Pete Buttigieg. Ms. Aleman met with the Secretary and several other local, state, and federal transportation officials at the CSX Intermodal Yard in Bedford Park. They discussed the importance of the freight system, with an emphasis on reducing GHG emissions through investments in transit and freight infrastructure. Ms. Aleman emphasized to the Secretary that freight is the region's competitive advantage and is central to Chicagoland's economic development.

CMAP will host the agency's first State of the Region event on October 7, 2021. Ms. Aleman closed by reminding the Council that this will likely be their last virtual meeting.

5.0 STP Project Selection Committee Update

Doug Ferguson provided an update on the recent work of the STP Project Selection Committee. The Committee last met on July 1, 2021. At the meeting, the Committee received an update on the status of current shared fund projects and a summary of the programming and obligations of the STP funds throughout the region. The committee also discussed the recommended programs, described in agenda item 6.0

6.0 Recommended CMAQ, TAP-L, and STP Shared Fund Programs Released for Public Comment

Doug Ferguson provided a detailed overview of the recommended CMAQ, TAP-L, and STP Shared Fund Programs that were released for public comment on July 1. In total, the three programs include 50 projects totaling \$280 million in federal funding. Roughly half of all funds will be spent in the region's highest need (cohort four) communities.

The CMAQ program, which focusses on emissions reduction, includes 31 projects with a combined cost of \$190 million. The program is expected to result in a reduction of 113kg

of volatile organic compounds (VOCs) per day. The TAP-L program, which focusses on the implementation of the Regional Greenways and Trails Plan, includes 12 bicycle facility projects with a combined cost of \$22.4 million. The STP Shared fund program includes 9 projects worth \$46 million, and focusses on roadway reconstruction and safety improvements. Additional details on specific projects and programs is available in the Recommended CMAQ, TAP-L, and STP Shared Fund Programs Released for Public Comment memo.

Mr. Ferguson then explained that the public comment period will end on July 30, at which point the STP and CMAQ Project Selection Committees will review all comments and hold a final discussion before voting for program approval. Upon approval, CMAP staff will process TIP amendments to incorporate the approved programs. The amendments will then go to the Transportation Committee for a recommendation of approval on September 24. The CMAP Board and MPO Policy Committee will consider final approval in October.

Mr. Ferguson encouraged committee members to share the recommended programs with their staff and constituents, and submit any comments to transportation@cmapp.illinois.gov by July 30.

Mr. Ferguson reiterated that all information related to the call for project and recommended programs is available online, using the link included in the agenda.

7.0 IDOT Bureau of Local Roads Update

Chad Riddle provided a brief update on the recent work of the IDOT Bureau of Local Roads. The Bureau is continuing to work from home four days per week. Lettings have continued since the last meeting. The Bureau had eight projects in June and three in July. The Bureau is planning to have seven projects in September and 18 in November. Right-of-way challenges slowed projects down in July, and they are working to ensure this is not a continued issue moving forward.

Chair Schielke emphasized that the committee has had a great relationship with IDOT in recent years, in large part because of Mr. Riddle's work, and encouraged committee members to reach out to Mr. Riddle with any questions or concerns. Mr. Riddle echoed Chair Schielke's comments and emphasized that it is easier to address concerns early in the process, so people should not hesitate to reach out.

8.0 Transit Performance-Based Capital Allocation Process

Jill Leary, Deputy Executive Director for Capital Programming and Planning and Chief of Staff at Regional Transportation Authority (RTA), provided an overview of RTA's

recent work to develop a performance-based capital allocation structure, which was approved by the RTA Board on July 17.

Ms. Leary began her presentation by explaining RTA's role overseeing the capital programs for CTA, Metra, and Pace. Ms. Leary then explained that RTA also advocates for sustainable capital funding, and highlighted that while the recent capital bill has resulted in an influx of funding, system conditions will deteriorate again if this level of funding is not maintained. This is why a more stable funding system is needed.

Ms. Leary then reviewed past funding sources and planning processes, before discussing the development process for the performance-based capital allocation process, which will be applied to 2025 and 2026 capital funds. Under this system, funding was allocated according to three principles: 1) capital need, 2) capital expenditure performance and, 3) policy focus (priority projects, strategic goals, and core requirements). This process was presented to the RTA Board in June and a public comment period was held until July 1. Ms. Leary then reviewed the comments received prior to approval. RTA plans to use much of this feedback when developing the next strategic.

Following the completion of the presentation, President Einhorn asked for clarification of the difference between "exceeding useful life" and "state of good repair," and asked if this plan was primarily focused on rolling stock or infrastructure. Ms. Leary clarified that the plan looks at all assets affiliated with the transit system, and that these assets have a finite timeline of maintenance cycles that RTA tracks and plans for. President Einhorn then asked if RTA was planning for shifts brought on by the COVID-19 pandemic. Ms. Leary explained that the current strategic plan has a 2023 horizon, and the new plan will take these recent shifts into account. Those conversations will begin in the fall.

Chair Schielke mentioned that the Council of Mayors and CMAP was following the process closely, and drafting a letter of support. President Darch emphasized the importance of reliable Metra service to suburban communities, and encouraged RTA not to draw conclusions about future ridership numbers too quickly.

9.0 Metropolitan Mayors Caucus Climate Action Plan

Mayor Kevin Burns of Geneva provided an overview of the Metropolitan Mayor's Caucus's Climate Action Plan for the Chicago Region. The Caucus officially launched the plan on July 13 with a webinar attended by more than 600 stakeholders from throughout the region, and across the country. This is the first regional climate plan for the Chicago region, and only the third in the United States.

The plan was developed over a two-year period, with assistance from CMAP, The National Oceanic and Atmospheric Administration (NOAA), and the European Union's International Urban Cooperation (IUC) initiative.

The Caucus intends for the plan to be used as a framework for local climate action. By aligning themselves with the goals and objectives of this regional plan, communities can avoid the costs of developing their own plan, and get to work immediately.

Mayor Burns then played a video featuring Edith Makra of the Metropolitan Mayors Caucus and Dr. Ned Gardiner of NOAA, who gave a detailed overview of the mitigation and adaptation goals and objectives included in the plan.

Chair Schielke thanked Mayor Burns and the Mayors Caucus for their work, and emphasized that this is an important project and positions our region as a national leader.

10.0 Committee Vacancies

Chair Schielke provided an overview of existing vacancies within the Council of Mayors. The Council of Mayors Executive Committee currently has a vacancy for a second vice chair. The position was previously held by a representative from the southern portion of the region. There is also a vacancy for a representative from the Executive Committee to the STP Project Selection Committee. Chair Schielke previously held the position, and will continue to attend meetings as a non-voting member. Finally, there is a vacancy for a representative from the Executive Committee to the CMAQ Project Selection Committee.

President Einhorn was nominated to serve as the second vice chair by President Darch. The motion was seconded by Mayor Rockingham.

President Gallagher was nominated to serve on the STP Project Selection Committee by Mayor Kernc. The motion was seconded by Mayor Ryback.

Mayor Grasso was nominated to serve on the CMAQ Project Selection Committee by Mayor Rockingham. The motion was seconded by President Gallagher.

All three nominations were confirmed through a unanimous rollcall vote.

11.0 Local Government Network update

Patrick Day provided an overview of the recent work of CMAP's Local Government Network (LGN). Since the last meeting, the Network completed three initiatives. In May, staff updated the Network's contact information to ensure accuracy following the municipal elections, and where appropriate, reached out to introduce themselves to newly elected officials. The Network also worked to promote the #VisitChicago tourism campaign by connecting municipalities with marketing resources and encouraging participation. Finally, in June, the Network shared resources related to the new Regional Excellence awards, which will be announced at the State of the Region event on Thursday, October 7.

The Network is finalizing its FY22 work plan. Staff is working to identify meaningful initiatives, while also leaving enough room to respond to emerging priorities, to ensure the relevance of Network communications.

12.0 Legislative update

Tim McMahon provided an update on recent legislative activity at the federal level. President Biden's legislative framework is advancing through Senate, though the bill text has not yet been released. According to the framework, the legislation will provide roughly \$974 billion over the next five years, including \$579 billion in new or additional spending for transportation infrastructure and other infrastructure such as water and broadband.

CMAP is waiting for the release of the bill to see how it compares to the Invest Act, which was passed by the House earlier this month. That Bill included \$715 billion over five years for various forms of physical infrastructure. It is unclear how either chamber plans to pay for their bills, which is currently the biggest sticking point. Congress has until September 30 to pass a FAST Act extension or another reauthorization bill.

The Speaker of the House has indicated that the House will not pass a reauthorization bill until the Senate passes its \$3.2 trillion budget reconciliation package, which focusses on human infrastructure.

13.0 Other Business

There was no other business.

14.0 Public Comment

There was no public comment.

15.0 Next Meeting

The next Council of Mayors Executive Committee meeting is scheduled for October 19, 2021.

16.0 Adjournment

The meeting was adjourned by Chair Schielke at 10:50am.

Respectfully submitted,

Jared Patton



In order for all councils and the Shared Fund to be able to make the best active reprogramming choices, an accounting of available, programmed, and obligated funds will be maintained for the region. This accounting will show actual and projected redistribution of unobligated funds and the use of those funds by councils and shared fund projects.

This accounting will be updated continuously and published periodically. It is expected that updates will occur around the time that TIP changes are published for Transportation Committee action and at key active program management action points, such as when obligation deadline extensions are considered in April. At a minimum the accounting will be published quarterly, in the months following required quarterly status updates.

Completed: FFY 2021

Updated: 10/1/2021

	STP Shared Fund	All Councils	Redistribution
Start of FFY21			
FFY21 Allotment	\$40,000,000	\$140,958,726	\$0
Carryover from FFY20	\$38,174,071	\$871,776	n/a
FFY21 Mark (allotment + carryover)	\$78,174,071	\$141,830,502	\$0
Programmed (current year + extended)	\$77,230,131	\$134,339,980	n/a
Unprogrammed (available for active reprogramming)	\$943,940	\$7,490,522	n/a
Program adjustments throughout FFY21			
Cost changes	\$4,777,500	\$2,598,973	n/a
Active Reprogramming	-\$3,670,562	\$4,296,523	n/a
Revised program (programmed +/- adjustments)	\$78,337,069	\$141,235,476	n/a
Mark adjustments throughout FFY21			
Funds from obligation remainders	\$162,998	\$332,052	n/a
Revised FFY21 mark (FFY21 mark +/- adjustments)	\$78,337,069	\$142,162,554	\$0
Revised unprogrammed	\$0	\$927,078	n/a
Obligations and Extensions			
Obligated	\$63,347,956	\$84,987,182	n/a
Obligation Remainders (eligible to reprogram or carryover)	\$0	\$501,346	n/a
Unobligated (Revised program - Obligated)	\$14,989,113	\$56,248,294	n/a
Extended (eligible to carryover)	\$14,826,115	\$56,928,442	n/a
Proceeded without extension (ineligible to carryover)	\$0	\$5,784,668	n/a
Unprogrammed (ineligible to carryover)	\$0	\$927,078	n/a
End of FFY21			
Carryover (remainders + extended; capped at 1 yr. allotment)	\$14,826,115	\$57,429,788	n/a
Transfer to Redist (unprogrammed or ob remainders > cap)	\$0	\$6,711,746	n/a

*The All Councils carryover is due to a balance accrued by three communities prior to inclusion in the CMAP Metropolitan Planning Area



Current: FFY 2022

	STP-SF	All Councils	Redistribution
Start of FFY22			
FFY22 Allotment	\$39,927,035	\$133,973,149	\$6,711,746
Carryover from FFY21 (expires 3/31/22)	\$14,826,115	\$56,928,442	n/a
Carryover from FFY21 (no expiration)	\$0	\$501,346	n/a
FFY22 Mark	\$54,753,150	\$191,402,937	\$6,711,746
Programmed (current year + extended)	\$54,753,150	\$178,914,523	n/a
Unprogrammed (available for active reprog.)	\$0	\$12,488,414	n/a
Program adjustments throughout FFY22			
Cost changes	\$0	\$0	n/a
Active Reprogramming	\$0	\$0	n/a
Revised program	\$54,753,150	\$178,914,523	n/a
Mark adjustments throughout FFY22			
Funds from redistribution	\$0	\$0	\$0
Funds from obligation remainders	\$0	\$0	n/a
Revised FFY22 mark	\$54,753,150	\$191,402,937	\$6,711,746
Revised unprogrammed	\$0	\$12,488,414	n/a
Obligations and Extensions			
Transferred to FTA	\$0	\$0	n/a
Obligated	\$0	\$0	n/a
Obligation Remainders (eligible to reprogram or carryover)	\$0	\$0	n/a
Unobligated	\$54,753,150	\$178,914,523	n/a
Extended (eligible to carryover)	\$0	\$0	n/a
Proceeded without extension (ineligible to carryover)	\$0	\$0	n/a
Unprogrammed (ineligible to carryover)	\$0	\$12,488,414	n/a
End of FFY22			
Carryover (remainders + extended; capped at 1 yr. allotment)	\$0	\$0	n/a
Transfer to Redist (unprogrammed or ob remainders > cap)	\$0	\$12,488,414	n/a

Projected: FFY 2023 - 2026

	STP-SF	All Councils	Redistribution
Start of FFY23			
FFY23 Allotment	\$39,947,672	\$130,145,343	\$19,200,160
Carryover from FFY22 (expires 3/31/23)	\$0	\$0	n/a
Carryover from FFY22 (no expiration)	\$0	\$0	n/a
FFY23 Mark	\$39,947,672	\$130,145,343	\$19,200,160
Programmed (current year + extended)	\$39,947,672	\$121,646,700	n/a
Unprogrammed (available for active reprog.)	\$0	\$8,498,643	n/a
End of FFY23			
Carryover (remainders + extended; capped at 1 yr. allotment)	\$0	\$0	n/a
Transfer to Redist (unprogrammed or ob remainders > cap)	\$0	\$8,861,763	n/a



	STP-SF	All Councils	Redistribution
Start of FFY24			
FFY24 Allotment	\$39,200,000	\$130,145,343	\$28,061,923
Carryover from FFY23 (expires 3/31/24)	\$0	\$0	n/a
Carryover from FFY23 (no expiration)	\$0	\$0	n/a
FFY24 Mark	\$39,200,000	\$130,145,343	\$28,061,923
Programmed (current year + extended)	\$39,200,000	\$119,050,371	n/a
Unprogrammed (available for active reprog.)	\$0	\$11,094,972	n/a
End of FFY24			
Carryover (remainders + extended; capped at 1 yr. allotment)	\$0	\$0	n/a
Transfer to Redist (unprogrammed or ob remainders > cap)	\$0	\$11,094,972	n/a

	STP-SF	All Councils	Redistribution
Start of FFY25			
FFY25 Allotment	\$22,966,825	\$130,145,343	\$39,156,895
Carryover from FFY24 (expires 3/31/25)	\$0	\$0	n/a
Carryover from FFY24 (no expiration)	\$0	\$0	n/a
FFY25 Mark	\$22,966,825	\$130,145,343	\$39,156,895
Programmed (current year + extended)	\$22,966,825	\$113,977,190	n/a
Unprogrammed (available for active reprog.)	\$0	\$16,168,153	n/a
End of FFY25			
Carryover (remainders + extended; capped at 1 yr. allotment)	\$0	\$0	n/a
Transfer to Redist (unprogrammed or ob remainders > cap)	\$0	\$16,168,153	n/a

	STP-SF	All Councils	Redistribution
Start of FFY26			
FFY26 Allotment	\$22,966,825	\$130,145,343	\$55,325,048
Carryover from FFY25 (expires 3/31/26)	\$0	\$0	n/a
Carryover from FFY25 (no expiration)	\$0	\$0	n/a
FFY26 Mark	\$22,966,825	\$130,145,343	\$55,325,048
Programmed (current year + extended)	\$22,966,825	\$122,232,358	n/a
Unprogrammed (available for active reprog.)	\$0	\$7,912,985	n/a
End of FFY26			
Carryover (remainders + extended; capped at 1 yr. allotment)	\$0	\$0	n/a
Transfer to Redist (unprogrammed or ob remainders > cap)	\$0	\$7,912,985	\$7,912,985

Start of FFY: Represents the allotments, marks, programming, and unprogrammed balance at the beginning of the Federal Fiscal Year (FFY). For redistribution the allotment reflects funds transferred at the end of the prior FFY.

Program Adjustments: Includes changes to programming due to active program management, such as cost changes and active reprogramming in different FFYs.

Marks Adjustments: Includes changes to available marks due to use of redistribution, obligation remainders, and expiration of funds.

Obligations and Extensions: Accounting of the obligation of funds and funds associated with projects granted obligation deadline extensions.

End of FFY: Accounting of funds eligible to be carried over to the next FFY and those that are ineligible and will be transferred to Redistribution.



Council of Mayors Executive Committee

October 19, 2021


Meeting will start at 9:30am

To mute/unmute your phone use *6

Use the Chat Box for questions (staff are monitoring)

Use your full name for the login

**Only Committee members participate in the conversation-
except during the public comment agenda item**



1.0 Call to order/introductions

Chair Schielke

Staff will read the names of committee members that are logged-in and will then ask committee members that were missed or on the phone to introduce themselves

*To mute/unmute your phone use *6*

2.0 Agenda changes and announcements

Chair Schielke

Please mute your conference line or phone line (*6 for phone connections) when not speaking.

To ask a question, please use the chat box.

When making a motion, please state your name.

3.0 Approval of minutes

Chair Schielke

Draft Minutes from July 20, 2021

ACTION REQUESTED: Approval

Committee Members: Remember to unmute (*6) your line and state your name when making a motion.

4.0 CMAP update

CMAP leadership

CMAP leadership will provide an update on recent actions taken by the agency.

ACTION REQUESTED: Information

5.0 STP Project Selection Committee update

Kama Dobbs

Staff will provide an update on activities of the STP Project Selection Committee.

ACTION REQUESTED: Information

6.0 IDOT update

Russel Pietrowiak

Staff will provide an update on the IDOT Bureau of Local Roads.

ACTION REQUESTED: Information

7.0 Unified Work Plan

Lenny Cannata

Staff will provide an overview of the Planning Liaison program and ask for committee approval of the FY 2023 funding proposal.

ACTION REQUESTED: Approval

8.0 2020 Census Results

Elizabeth Ginsberg


Staff will discuss the preliminary results of the 2020 Census and review the timeline for future data releases.

ACTION REQUESTED: Information



2020 Decennial Census Update

October 19, 2021



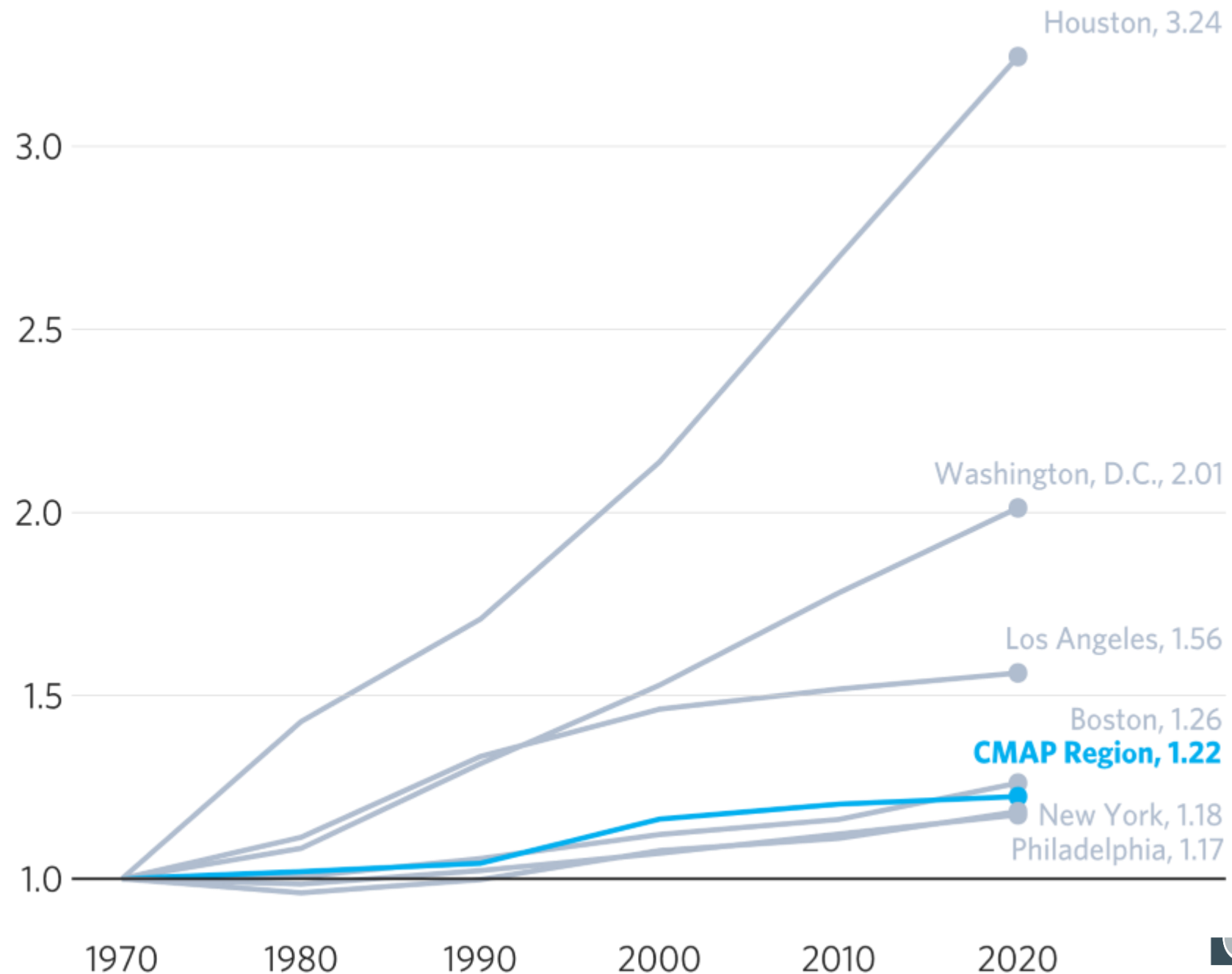
2020 Census reveals region's growth and diversity

Northeastern Illinois grew by 1.7 percent or 146,000 residents

All seven counties experienced population growth

Intraregional shifts varied geographically and by race and ethnicity

Population growth in select metropolitan regions indexed to 1970, 1970 to 2020



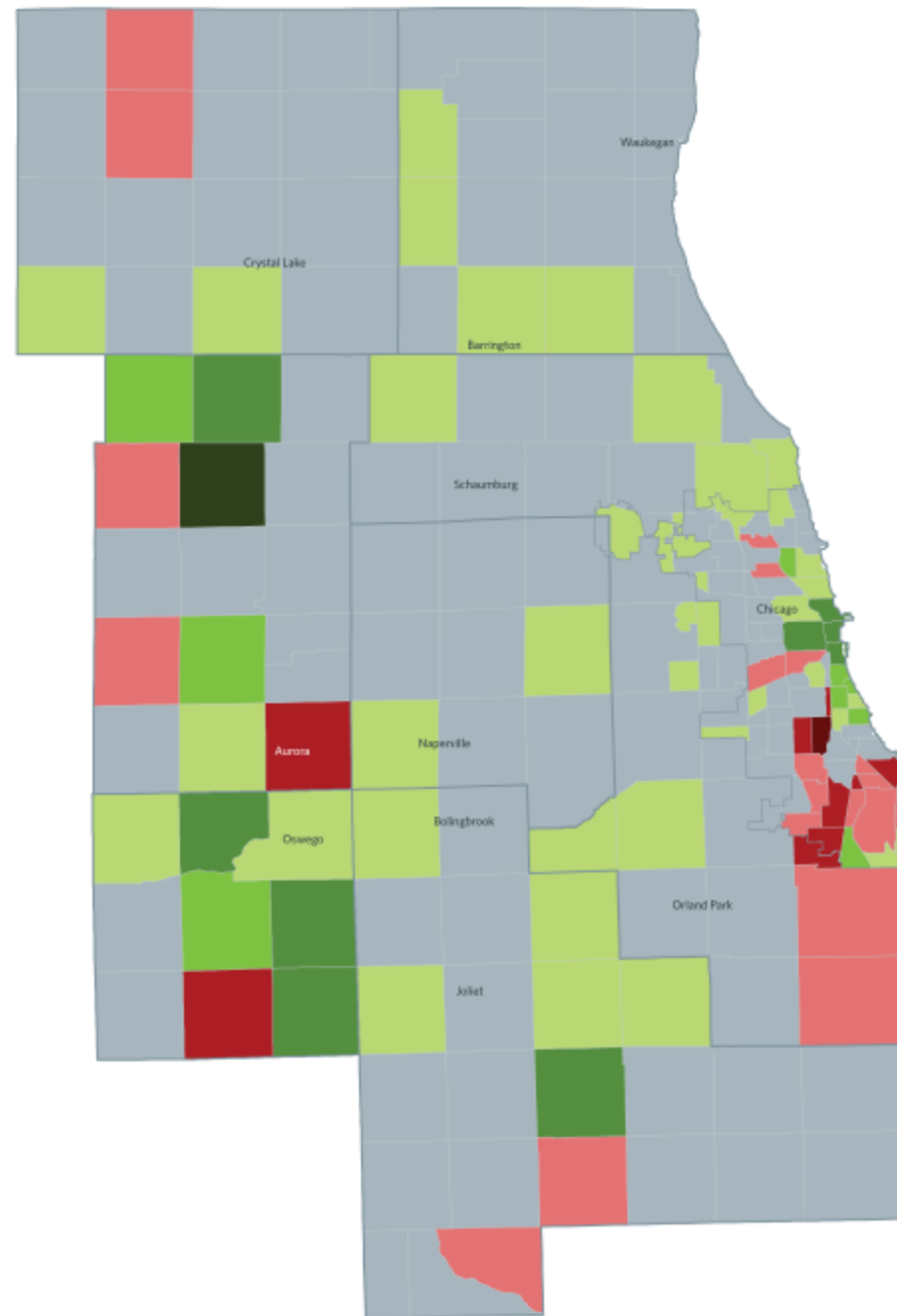
Source: Chicago Metropolitan Agency for Planning analysis of U.S. Decennial Census data 1970, 1980, 1990, 2000, 2010 and 2020

Percentage point change in total population, 2010 to 2020

Note: 2020 Total Population: 8,577,735.

Source: Chicago Metropolitan Agency for Planning analysis of U.S. Decennial Census data 2010 and 2020

- Loss of 20% or more
- Loss of 10% to 19.99%
- Loss of 5% to 9.99%
- Loss / Gain of 0% to 4.99%
- Gain of 5% to 9.99%
- Gain of 10% to 19.99%
- Gain of 20% to 49.99%
- Gain of 50% or more

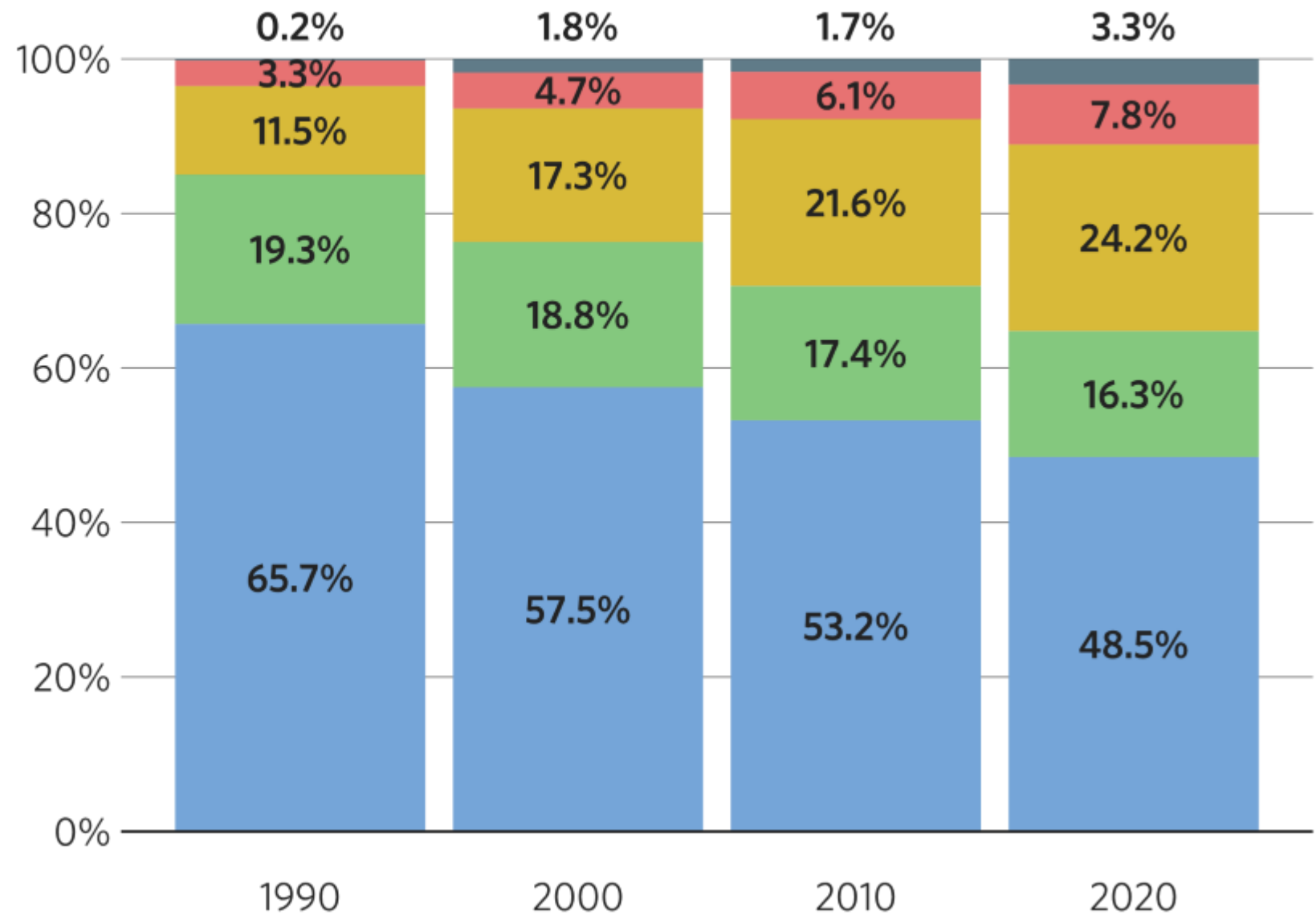


**Increased
diversity across
the region**



Population by race in the CMAP Region, 1990 to 2020

- White
- Black
- Hispanic
- Asian, Hawaiian, and other Pacific Islander
- Other (including two or more races)



Source: Chicago Metropolitan Agency for Planning analysis of U.S. Decennial Census data 1990, 2000, 2010 and 2020

Next Steps




Next Steps

2020 Census Update will be published in an upcoming CMAP Weekly Update

CMAP will continue to analyze data as it is released by the Census Bureau



Elizabeth Ginsberg
eginsberg@cmap.illinois.gov



9.0 Community Data Snapshots, 2020 update

Avery Goods

Staff will present the new Community Data Snapshots.

ACTION REQUESTED: Information



Community Data Snapshots

August 2021 Release: 2020 Census Updates

October 19th 2021



Current Snapshot Content

Population demographics

Housing

Transportation

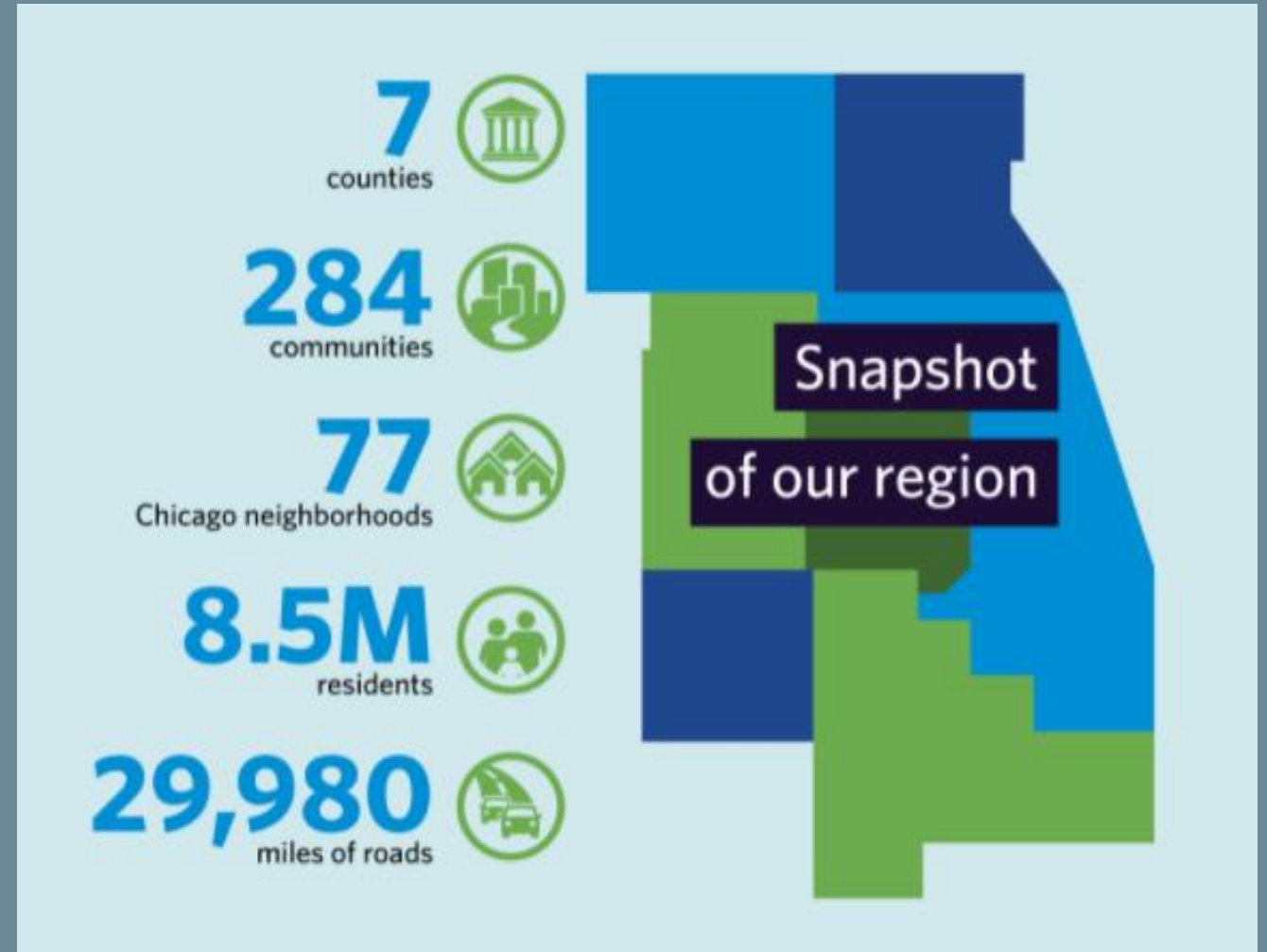
Employment

Land use

Retail sales

Water supply

ON TO 2050 indicators



Household Size, 2015-2019

	Cook County		CMAP Region	
	Count	Percent	Count	Percent
1-Person Household	647,474	32.8	907,247	29.0
2-Person Household	594,519	30.1	962,910	30.8
3-Person Household	293,712	14.9	487,229	15.6
4-or-More-Person Household	436,403	22.1	765,944	24.5

Source: 2015-2019 American Community Survey five-year estimates.

Universe: Occupied housing units

Household Type, 2015-2019

	Cook County		CMAP Region	
	Count	Percent	Count	Percent
Family	1,183,272	60.0	2,020,927	64.7
Single Parent with Child	170,209	8.6	255,505	8.2
Non-Family	788,836	40.0	1,102,403	35.3

Source: 2015-2019 American Community Survey five-year estimates.

Universe: Occupied housing units

Snapshot PDF Updates

General Population Characteristics, 2020

	Cook County	CMAP Region
Total Population	5,275,541	8,577,735
Total Households	2,086,940	3,266,741
Average Household Size	2.5	2.6
Percent Population Change, 2010-20	1.6	1.7
Percent Population Change, 2000-20	-1.9	5.3

Source: 2000, 2010 and 2020 Census.

2020 Census Updates (Raw Data)

General Population Characteristics

- Total population

- Population living in a household

- Population living in group quarters

- Race/Ethnicity

 - Asian, Black, Hispanic, White, Other

- Total housing units

- Total households

- Vacant housing units

- Household size

	A	B	C	D	E	F	G	H	I	J	K	L	M	N
1	GEOID	GEOG	TOT_POP	POP_HH	POP_GQ	HISP	WHITE	BLACK	ASIAN	OTHER	HU_TOT	TOT_HH	VAC_HU	HH_SIZE
2	1700243	Addison	35702	35621	81	16285	14710	1166	2867	674	12682	12296	386	2.896958
3	1700685	Algonquin	29700	29695	5	3359	22327	704	2143	1167	11107	10769	338	2.757452
4	1701010	Alsip	19063	18987	76	5056	8895	4235	359	518	8016	7692	324	2.468409
5	1701595	Antioch	14622	14621	1	1621	11328	426	485	762	5479	5265	214	2.777018
6	1702154	Arlington H	77676	76923	753	5388	60333	1195	8323	2437	33356	31782	1574	2.420332
7	1703012	Aurora	180542	178870	1672	74981	61017	18930	19659	5955	62763	60103	2660	2.976058
8	1703610	Bannockbu	1013	787	226	45	667	82	168	51	349	303	46	2.59736
9	1703844	Barrington	10722	10486	236	651	8926	117	643	385	4394	4102	292	2.556314
10	1703883	Barrington	4114	4113	1	212	3369	39	348	146	1651	1466	185	2.805593
11	1704013	Bartlett	41105	40744	361	4947	26377	995	7345	1441	14522	14199	323	2.869498
12	1704078	Batavia	26098	26024	74	2394	21479	608	583	1034	10381	9970	411	2.610231
13	1704303	Beach Parl	14249	14232	17	5812	5456	1605	798	578	5179	4964	215	2.867043
14	1704572	Bedford Pa	602	596	6	222	332	15	10	23	213	208	5	2.865385
15	1704585	Beecher	4713	4599	114	440	3914	174	45	140	1768	1699	69	2.706886
16	1704975	Bellwood	18789	18692	97	5034	545	12705	119	386	6757	6351	406	2.943159
17	1705248	Bensenville	18813	18452	361	9698	7065	735	921	394	6864	6538	326	2.82227
18	1705404	Berkeley	5338	5305	33	2008	1242	1718	219	151	1933	1853	80	2.862925
19	1705573	Berwyn	57250	57079	171	36726	13372	4622	1365	1165	21037	19633	1404	2.907299
20	1705976	Big Rock	1104	1104	0	74	984	3	5	38	430	409	21	2.699267
21	1706587	Bloomingsd	22382	21733	649	2750	14747	791	3392	702	9301	8903	398	2.441087
22	1706704	Blue Island	22558	22503	55	11720	3442	6817	86	493	9137	8278	859	2.71841

Where to access the data

CMAP Data Hub (Raw Data CSVs)

[https://datahub.cmap.illinois.gov/dataset/
community-data-snapshots-raw-data](https://datahub.cmap.illinois.gov/dataset/community-data-snapshots-raw-data)

CMAP Website (PDFs)

[https://www.cmap.illinois.gov/data/comm
unity-snapshots](https://www.cmap.illinois.gov/data/community-snapshots)

Thank you!

Please send suggestions to:

Avery Goods
agoods@cmap.illinois.gov

10.0 Regional Socioeconomic Forecast

David Clark

Staff will provide an overview of the process and assumptions behind the upcoming regional forecast.

ACTION REQUESTED: Information

Introduction

Why we forecast

“The MPO shall ... confirm the transportation plan's validity and consistency with current and forecasted transportation and land use conditions ... to at least a 20-year planning horizon.” *

How we forecast

Regional:

Demographic: population and households using accepted demographic practices

Economic: employment by sector (e.g. retail, manufacturing) using third-party econometric model

Local:

Allocate regional forecast to the local level based on capacity, accessibility, policy, etc.

Approach for the Plan Update

Demographic forecast:

Cohort-component model developed in consultation with Applied Population Lab (UW-Madison)

Employment forecast:

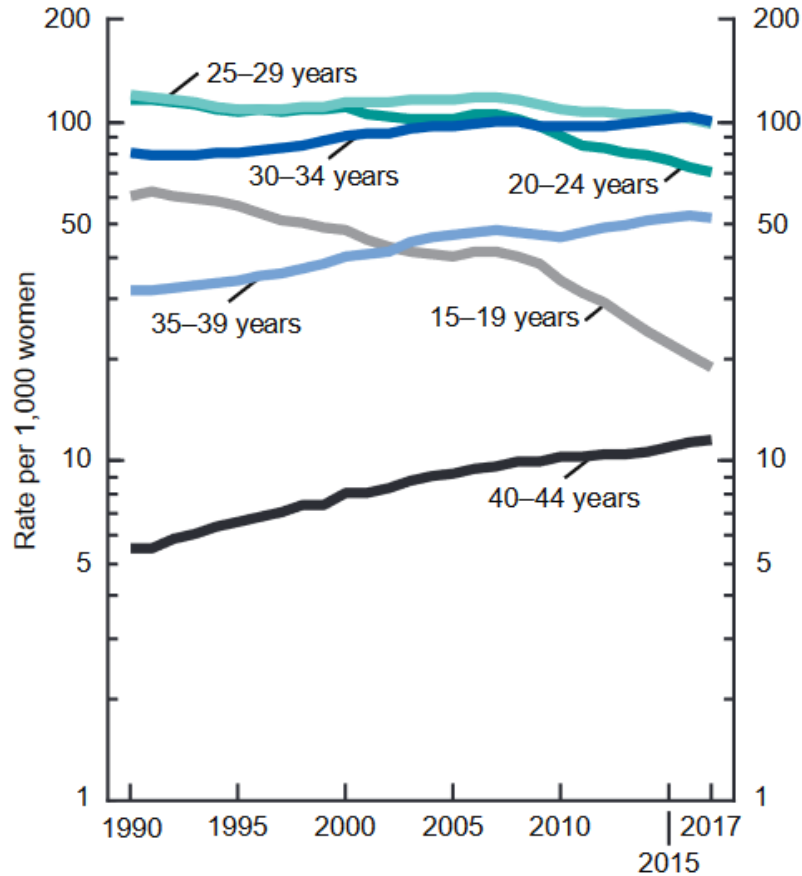
Consultant-led (EBP & Moody's Analytics)

Local allocation:

UrbanSim land use model

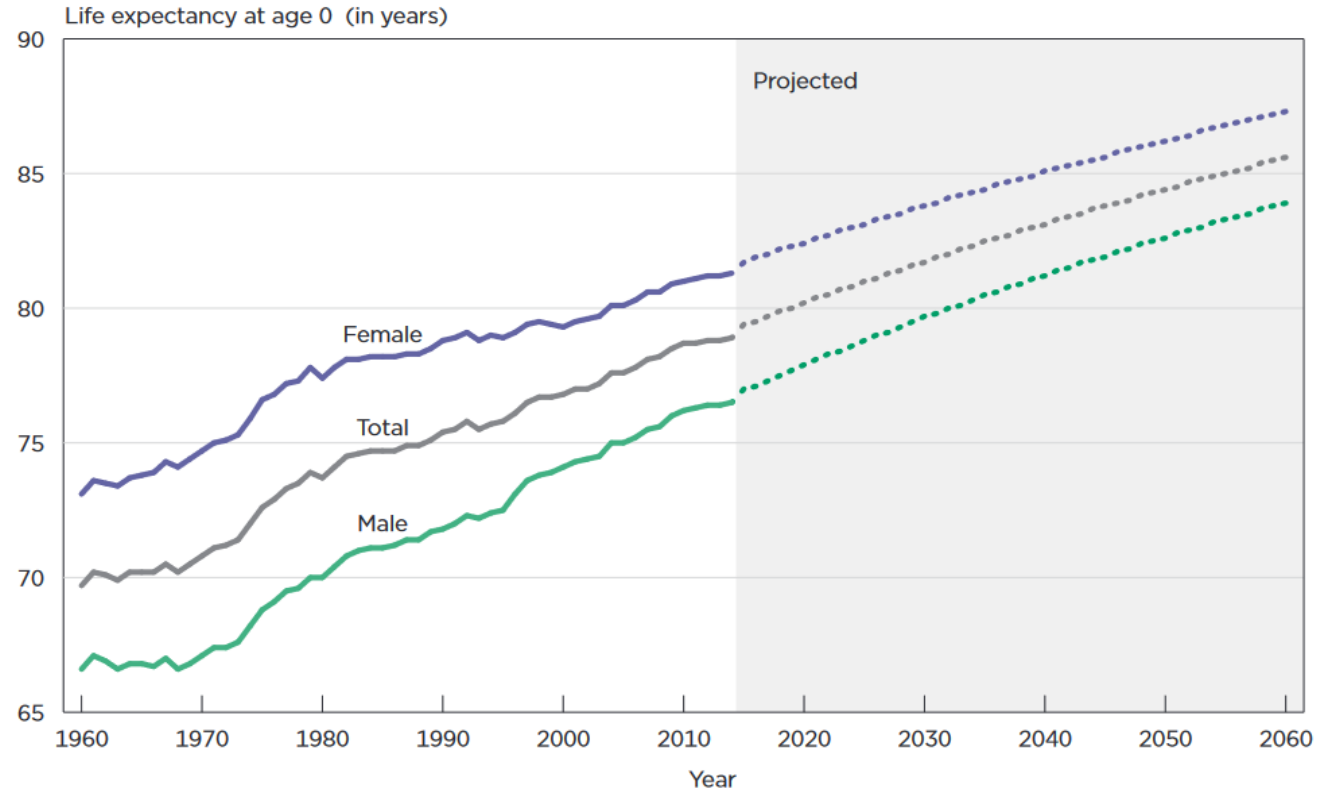
Draft Regional Forecast

Assumptions: fertility & mortality



NOTE: Rates are plotted on a logarithmic scale.
SOURCE: NCHS, National Vital Statistics System, Natality.

Figure 1.
Historical and Projected Life Expectancy for the Total U.S. Population at Birth: 1960-2060

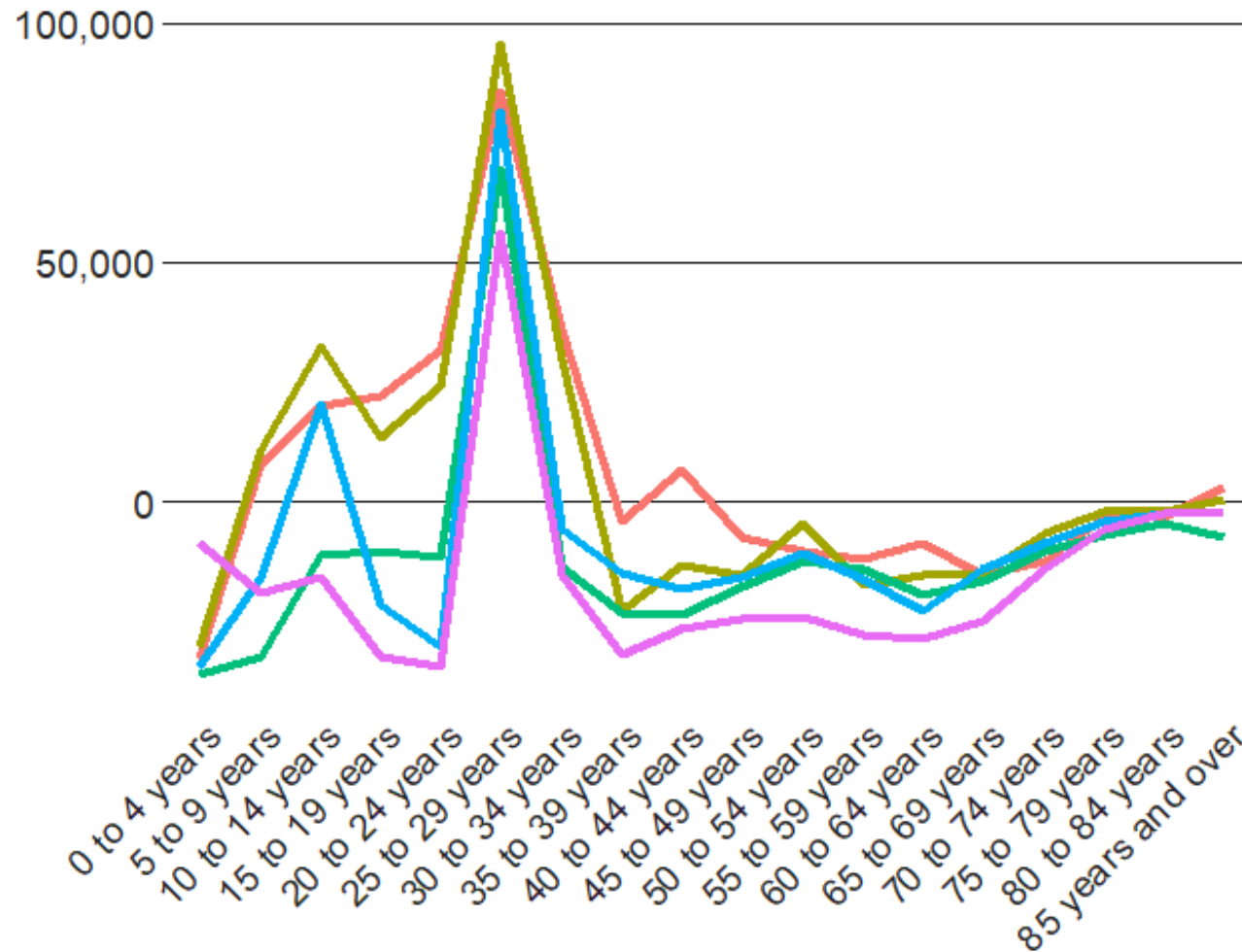


Sources: U.S. Census Bureau, 2017 National Population Projections, 2015-2060, and National Center for Health Statistics Life Tables, 1960-2014, <www.cdc.gov/nchs/data/nvsr/nvsr68/nvsr68_07-508.pdf>.

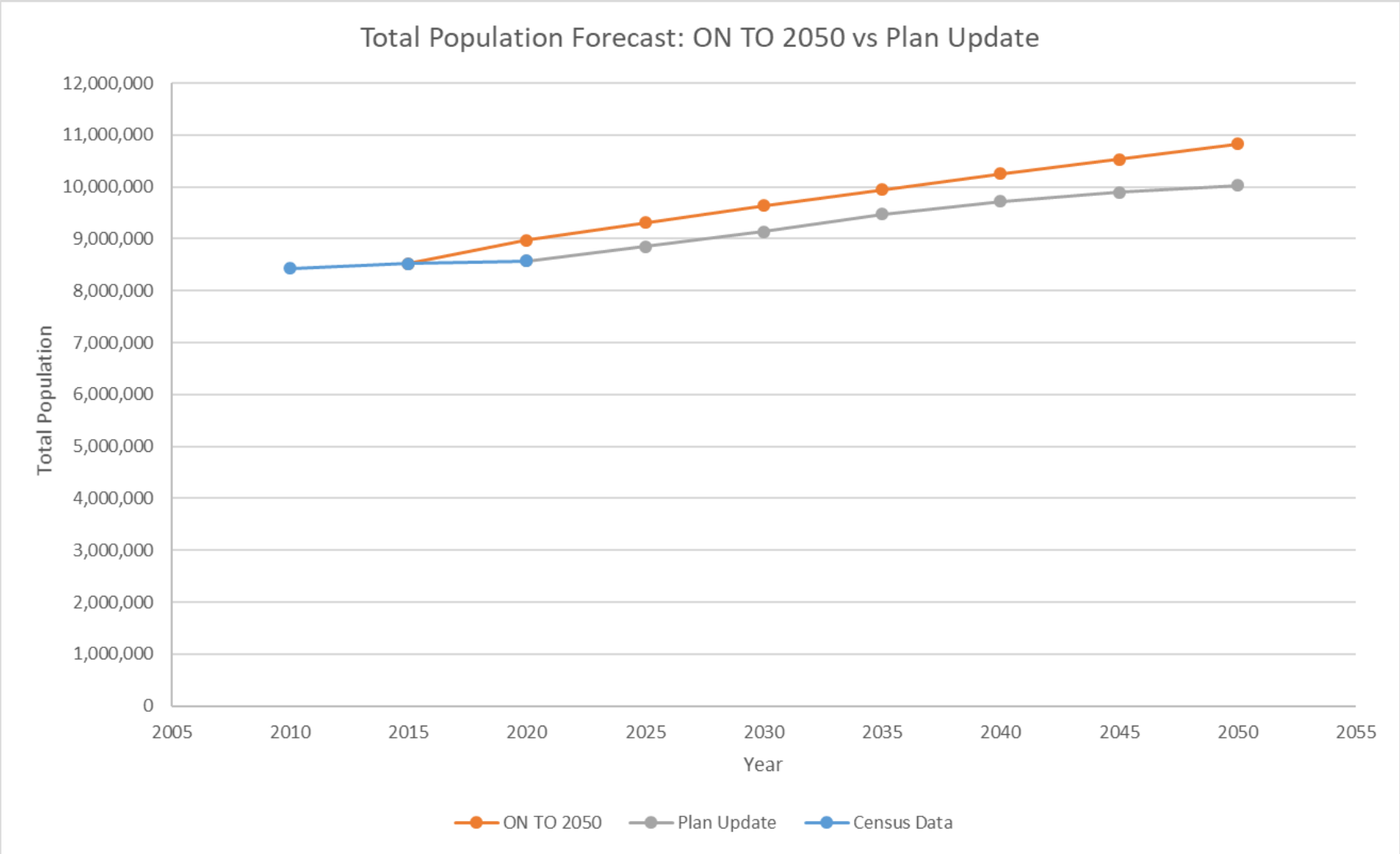
Assumptions: migration

Estimated Net Migration, CMAP Region

— 1991-1995 — 1995-2000 — 2001-2005 — 2006-2010 — 2014-2018



Population forecast (draft)

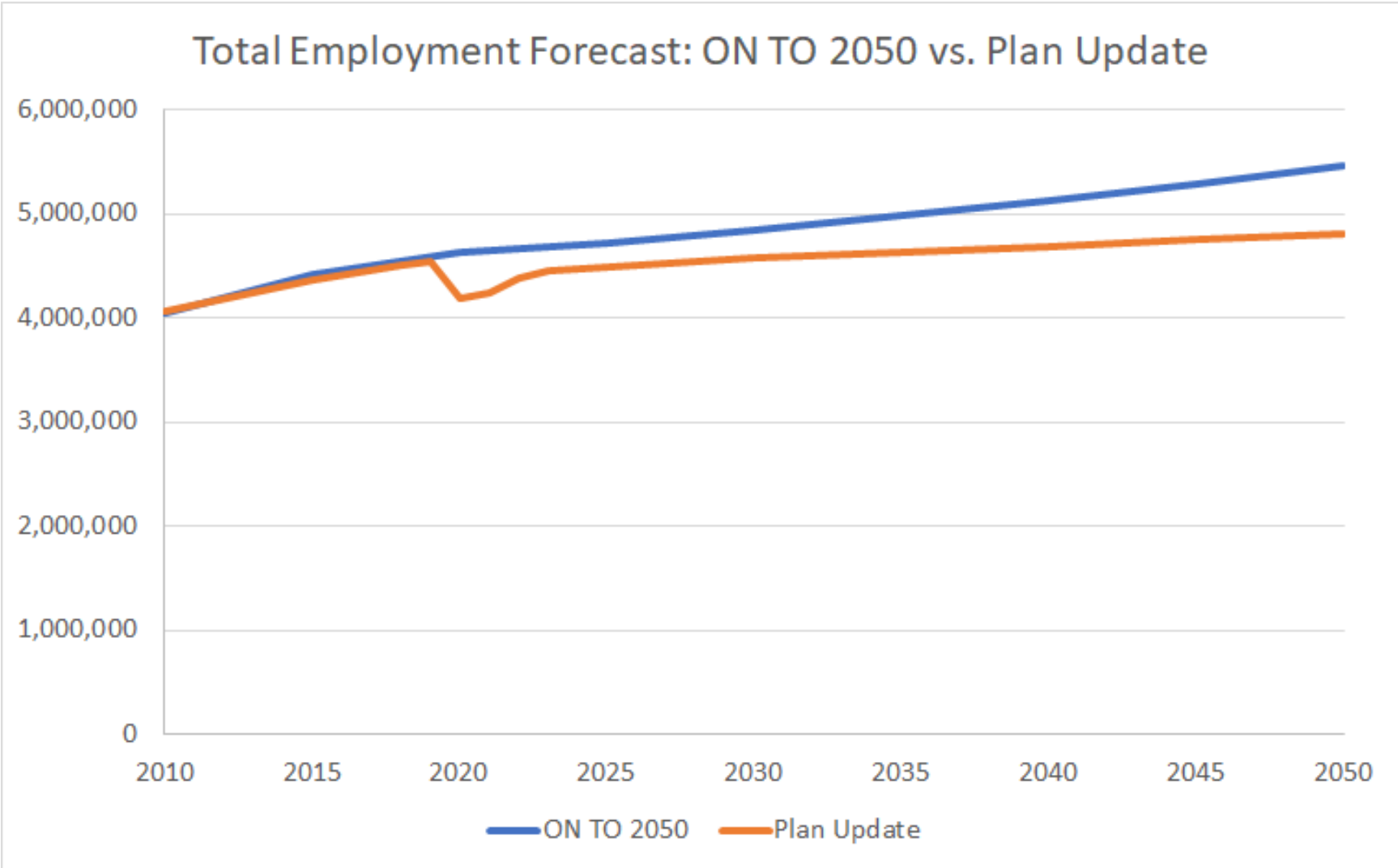


Assumptions: national employment

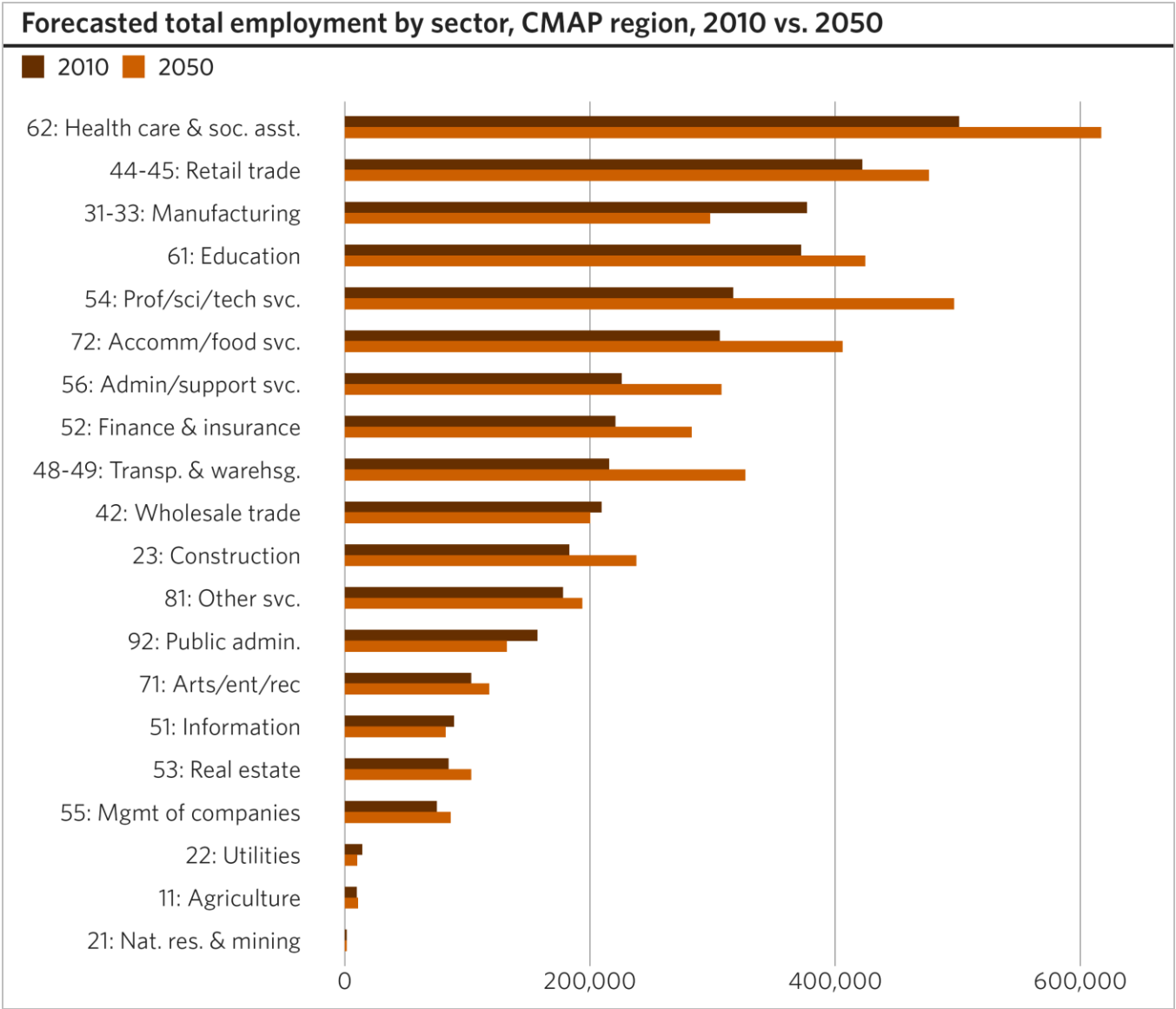
U.S. MACRO BASELINE FORECAST SUMMARY

	Units	21Q2	21Q3	21Q4	22Q1	2021	2022	2023	2024	2025
Gross Domestic Product	bcw\$	19,574.7	19,866.7	20,184.0	20,437.9	19,678.2	20,625.9	21,114.7	21,722.0	22,271.6
<i>Change</i>	%AR	10.6	6.1	6.5	5.1	6.8	4.8	2.4	2.9	2.5
Federal Budget	\$ bil	-890.4	-703.6	-432.3	-555.2	-3,159.6	-1,789.2	-1,775.2	-1,430.8	-1,375.3
Total Employment	mil	144.9	146.9	148.7	150.0	145.9	151.4	153.9	155.1	155.7
<i>Change</i>	%AR	4.3	5.6	5.0	3.7	2.6	3.7	1.7	0.8	0.4
Unemployment Rate	%	5.9	5.2	4.5	4.0	5.4	3.7	3.5	3.6	4.0
Light Vehicle Sales	mil, SAAR	17.6	17.0	17.5	17.7	17.2	17.7	17.5	17.0	16.9
Residential Housing Starts	mil, SAAR	1.75	1.77	1.80	1.86	1.73	1.90	1.97	1.98	1.93
Median Existing-Home Price	\$ ths	350.0	348.5	347.1	345.6	344.7	346.2	354.1	363.0	372.3
<i>Change</i>	%YA	24.6	13.8	8.0	3.7	15.3	0.4	2.3	2.5	2.6
Consumer Price Index	%AR	2.5	2.8	2.6	2.3	2.7	2.4	2.3	2.3	2.3
Federal Funds Rate	%	0.1	0.1	0.1	0.1	0.1	0.1	0.5	1.5	2.4
Treasury Yield: 10-Yr Bond	%	1.69	1.88	2.05	2.19	1.74	2.30	2.77	3.37	3.73
Baa Corp. - 10-Yr Treasury	DIFF	2.0	2.1	2.3	2.4	2.1	2.5	2.6	2.6	2.5
Corporate Profits With IVA & CCA	\$ bil	2,376.3	2,341.4	2,334.5	2,357.2	2,356.1	2,422.3	2,575.5	2,666.4	2,784.3
<i>Change</i>	%YA	30.1	0.7	1.8	-0.6	11.1	2.8	6.3	3.5	4.4
S&P 500	1941=10	4,104.5	4,074.0	4,010.4	3,954.9	4,012.8	3,869.8	3,764.1	3,836.7	4,059.1
<i>Change</i>	%YA	40.1	22.7	12.8	2.4	24.7	-3.6	-2.7	1.9	5.8
CRE Price Index	index	292.4	289.4	286.4	287.7	286.4	302.9	329.7	353.1	364.0
NCREIF Property Index: Rate of Return	%, NSA	2.5	3.0	2.8	3.7	2.5	2.6	2.1	2.8	2.6
C&I Loans Outstanding	\$ bil	2613.5	2653.7	2769.0	2959.8	2658.2	3147.7	3473.7	3645.3	3809.9
BAA spread	%	2.0	2.1	2.3	2.4	2.1	2.5	2.6	2.6	2.5

Employment forecast (draft)



Employment by sector (draft)



Timeline & deliverables

Early December:

Final regional
forecast

Draft local
forecasts

Late March 2022:

Final local
forecasts

	Region	Local
Population		
Total Population	X	
Households & HH Population	X	X
Race/Ethnicity Distribution	X	
Age/Sex Distribution	X	
Employment		
Total Employment by Sector	X	
Wage & Salary Employment by Sector	X	X

Questions?



Thank you

David Clark

dcclark@cmmap.Illinois.gov

Alexis McAdams

amcadams@cmmap.Illinois.gov

Noel Peterson

npeterson@cmmap.Illinois.gov

Mary Weber

mweber@cmmap.Illinois.gov

11.0 LTA Call for Projects

CMAP staff

Staff will provide an overview of the upcoming LTA call for projects.

ACTION REQUESTED: Information

2022 CALL FOR PROJECTS



Chicago Metropolitan
Agency for Planning



Regional
Transportation
Authority

CMAP Call for Projects Introduction

Tied to CMAP's Strategic Plan

ON TO 2050 alignment

In partnership with RTA



Many types of technical assistance

CMAP's Eligible Types of Assistance


Bicycle and pedestrian plans

Local road safety plans

Capital improvement programming

Neighborhood plans (City of Chicago)

Comprehensive plans

 NEXT (plan implementation assistance)

Corridor plans

Pavement Management Plans

Homes for a Changing Region plans

ROI program (grant readiness)

CMAP Technical Assistance Program Purpose

Support communities by offering planning and implementation assistance, providing interagency expertise, and local government capacity building

When evaluating applications CMAP will consider several thematic priorities



CMAP Thematic Priorities

Does the proposed project:

Cultivate innovative approaches to implement ON TO 2050 with a focus on:

- A transportation system that works better for everyone with improved travel safety, increased and better-connected bicycle and pedestrian mobility options, and improved access for people with disabilities
- A robust and inclusive regional economy with increased inclusive growth through economic strategies that are coordinated and implemented, expansion of traded clusters critical to the region's growth, and broader diversity in housing choices
- A transportation network that is more resilient against the effects of flooding and other extreme weather with strategic investment decisions

CMAP Thematic Priorities

Does the proposed project:

Strengthen planning capacity in communities with disadvantaged populations

Increase community empowerment and equitable engagement



Implement previously developed local plans

Facilitate collaboration across jurisdictions

RTA Call for Projects Introduction

Tied to RTA's Strategic Plan

Invest In Transit alignment

In partnership with CMAP



Many types of technical assistance

RTA's Eligible Types of Assistance

Transit-Oriented Development plans

TOD Zoning Code Updates

Transit Corridor plans

Transit Neighborhood Mobility Improvement plans

Special Funding Districts

Curb Management Studies

Developer Discussions

Timeline

October 8	Application opens
October 28	Application closes
November - December	CMAP / RTA review applications and contact applicants with additional questions
January	Project selection and approval processes

Thank you.

Jonathan Burch, CMAP

jburch@cmmap.illinois.gov

314.609.1297

Michael Horsting, RTA

horstingm@rtachicago.org

312.913.3159



Chicago Metropolitan
Agency for Planning



Regional
Transportation
Authority

12.0 Local Government Network

Patrick Day

Staff will update the committee on recent Local Government Network initiatives.

ACTION REQUESTED: Information

13.0 Legislative update

Gordon Smith

Staff will provide an update on relevant legislative activities.

ACTION REQUESTED: Information

14.0 Other business

Chair Schielke

Committee members joining the meeting late should verbally make themselves known or send an email to transportation@cmap.illinois.gov so your attendance is recorded.

15.0 Public comment

Comments emailed prior to the meeting will be read by staff.

Send a request through chat to make a verbal comment.

Callers: Wait for chairman to acknowledge you and remember to state your name.

16.0 Proposed 2022 Meeting Schedule

January 25, 2022

16.0 Adjournment



**Next meeting:
(planned)
January 25, 2022**

Thank you!

